

Junior Seminar

2020/2021
Course Syllabus







Mrs. Kerby
Room 408
dblankenship@haywood.k12.nc.us



COURSE DESCRIPTION

The purpose of this course is to prepare you for a proactive approach to continuing your education at a four-year university.

OBJECTIVES

 Career Exploration	 Writing Skills	 College Readiness
 Financial Literacy	 ACT Prep	 Service Learning

Virtual Expectations



- 1 Be an active participant.
- 2 Discuss ideas with teacher and classmates.
- 3 Complete your own work.
- 4 Submit completed assignments by due date.
- 5 Take care of provided devices and materials.
- 6 Make sure devices are charged for online sessions.
- 7 Be respectful of others!
- 8 Follow guidelines for online safety and etiquette.

Reminder
Grades and attendance are taken in this class. No excuses. Embrace the benefits of this class.



Attendance

Attendance and grades WILL be taken. This semester will operate like a regular school day. Plan on being online during our normal class time.



Synchronous Learning:
Class meets during regular scheduled time.

COURSE EXPECTATIONS AND PROCEDURES

Beginning of Class Be prepared: Charge ipad/computer.	During Class Listen carefully to directions, pay attention when the teacher or other students are talking, use your own ideas, be creative, etc.
Completed Assignments It is your responsibility to make sure that your work is completed on time and turned in. If a special circumstance occurs, speak with me individually.	End of Class Before you exit the virtual session, make sure that you ask for clarification on course assignments, expectations, etc.

Syllabus subject to change at teacher's discretion

Contact Info.



Email:
dblankenship@haywood.k12.nc.us



Remind: text
@d246hck to
81010



Google Classroom Codes:
8:30 ovxytd
10:00 2scrsgw
12:50 wftd36e

Google Meet code can be found on the Classroom app that you join.

Google Classroom:

Google Classroom will be our learning platform. This is where you find, complete, and turn in all of your assignments.

To join Google Classroom: 1. Go to the Google apps square and select Classroom (chalkboard). 2. Once you are in Classroom, click the + sign in the top right corner. 3. Click Join a class. 4. Type in the class code for your class, then click.